



*Greek Tiger*

**LSU**

**GREEK TIGER**

A guide to fraternity  
and sorority life

# Sanctuary Home & Gifts

Baton Rouge, Louisiana

## Delivery to Sorority Row

Bid Day week and during initiation

(Some restrictions apply. See our website for details.)



*gifts as unique as every new member!*



**HIGHLAND AT KENILWORTH**

225-757-0927

**SANCTUARYHOMEANDGIFTS.COM**



# CONTENTS

<b><u>Welcome to Greek Life</u></b>	<b>01</b>	<b><u>Leadership &amp; Involvement</u></b>	<b>14</b>
our core values and member expectations		how to get involved in Greek Life and on campus	
<b><u>Greek Life Staff</u></b>	<b>02</b>	<b><u>Events</u></b>	<b>16</b>
the professional team ready to support you		events and programs hosted by Greek Life	
<b><u>Chapters List &amp; Housing</u></b>	<b>03</b>	<b><u>Recruitment &amp; Membership Intake</u></b>	<b>19</b>
our community of chapters, houses & Greek Suite		about joining a fraternity or sorority	
<b><u>Terms to Know</u></b>	<b>06</b>	<b><u>Interfraternity Council</u></b>	<b>21</b>
learn the phrases and acronyms of Greek Life		about IFC leadership and recruitment	
<b><u>Why Geaux Greek at LSU?</u></b>	<b>08</b>	<b><u>Multicultural Greek Council</u></b>	<b>36</b>
the best reasons to join Greek Life at LSU		about MGC leadership and intake	
<b><u>Brotherhood &amp; Sisterhood</u></b>	<b>09</b>	<b><u>National Pan-Hellenic Council</u></b>	<b>39</b>
it's not four years, it's for life		about NPHC leadership and intake	
<b><u>Scholarship &amp; Learning</u></b>	<b>10</b>	<b><u>Panhellenic Council</u></b>	<b>48</b>
our commitment to academic achievement		about PHC leadership and recruitment	
<b><u>Philanthropy &amp; Service</u></b>	<b>11</b>	<b><u>Parents &amp; Families</u></b>	<b>60</b>
learn how Greeks give back		how to support your Tiger as a Greek member	
<b><u>Health, Safety, &amp; Wellbeing</u></b>	<b>13</b>		
learn how we prioritize member wellbeing			

# Welcome

# to LSU

## Congratulations, Tiger!

Congratulations and welcome to LSU! This is an exciting time for new beginnings, new experiences, and new opportunities! You will begin your journey at LSU by learning about all the opportunities to get involved, make friends, and find those experiences you are looking for in college.

We invite you to explore the amazing possibilities you can find by joining the fraternity and sorority community at LSU. With over 6,000 members representing 41 fraternities and sororities, joining the Greek Life community can be a life-changing experience for any student and is for so many!

The core values of the Greek Life community focus on brotherhood and sisterhood, leadership and involvement, philanthropy and service, and health and safety. Through education, member development, and a commitment to growth, fraternity and sorority members are dedicated to being the best versions of themselves. The Greek community at LSU represents an outstanding group of dedicated students creating an inclusive, safe, and fun experience for its members.

Our fraternities and sororities are looking for members who will contribute to their organization, the campus, and the community through these values. The expectations are high, and the individual fraternities, sororities, and university work together to keep the LSU Greek community safe through education, advocacy, and accountability.



# GREEK LIFE STAFF

“Having worked with the LSU Greek Community for eleven years, I can confidently say that this community is unlike any other. With 41 organizations across 4 councils, I truly believe the Greek Community can offer a place for students to matter and belong. Our staff is so lucky to get to support many of LSU’s best and brightest as they join and lead our fraternities and sororities. We look forward to meeting our future Greek Tigers and helping them find their new home away from home.”

- Beth Newell, Director of Greek Life



**Beth Newell**

Director  
*Kappa Delta*

WE BUILD  
TEAMS  
THAT WIN  
IN LOUISIANA  
FOR THE  
WORLD



**Ally Keller**

Assistant Director for PHC and Leadership  
*Phi Mu*



**Taijah Growe**

Coordinator  
*Delta Sigma Theta Sorority, Inc.*



**Makayla Stephens**

Operations Coordinator  
*Alpha Kappa Alpha Sorority, Inc.*





At LSU, fraternities and sororities are founded upon values of friendship, leadership, and service; and the LSU Greek community continues to offer immersive experiences for centuries doing just that. LSU Greek Life has existed for over 150 years and during that time, tens of thousands of members have found incredible brotherhood and sisterhood, graduated with honors, contributed to serving the local community, and found their home away from home while in college.

# OUR COMMUNITY

## CHAPTER LISTING

### Interfraternity Council

- [Acacia \(ACACIA\)](#)
- [Alpha Gamma Rho \(ΑΓΡ\)](#)
- [Alpha Tau Omega \(ΑΤΩ\)](#)
- [Beta Theta Pi \(ΒΘΠ\)](#)
- [Delta Chi \(ΔΧ\)](#)
- [Delta Tau Delta \(ΔΤΔ\)](#)
- [Kappa Alpha Order \(ΚΑ\)](#)
- [Kappa Sigma \(ΚΣ\)](#)
- [Phi Gamma Delta \(ΦΙΓΔ\)](#)
- [Pi Kappa Alpha \(ΠΚΑ\)](#)
- [Phi Kappa Theta\\* \(ΦΚΘ\)](#)
- [Sigma Alpha Epsilon \(ΣΑΕ\)](#)
- [Sigma Chi \(ΣΧ\)](#)
- [Sigma Nu \(ΣΝ\)](#)
- [Sigma Phi Epsilon \(ΣΦΕ\)](#)
- [Tau Kappa Epsilon \(ΤΚΕ\)](#)
- [Theta Chi \(ΘΧ\)](#)

### Multicultural Greek Council

- [Lambda Theta Alpha\\* \(ΛΘΑ\)](#)
- [Sigma Lambda Beta \(ΣΛΒ\)](#)
- [Sigma Lambda Gamma \(ΣΛΓ\)](#)

**Bolded chapters have a [house on campus](#).**

\*Chapters coming soon

### National Pan-Hellenic Council

- [Alpha Kappa Alpha \(ΑΚΑ\)](#)
- [Alpha Phi Alpha \(ΑΦΑ\)](#)
- [Delta Sigma Theta \(ΔΣΘ\)](#)
- [Iota Phi Theta \(ΙΦΘ\)](#)
- [Kappa Alpha Psi \(ΚΑΨ\)](#)
- [Omega Psi Phi \(ΩΨΦ\)](#)
- [Phi Beta Sigma \(ΦΒΣ\)](#)
- [Sigma Gamma Rho \(ΣΓΡ\)](#)
- [Zeta Phi Beta \(ΖΦΒ\)](#)

### Panhellenic Council

- [Alpha Delta Pi \(ΑΔΠ\)](#)
- [Alpha Phi \(ΑΦ\)](#)
- [Chi Omega \(ΧΩ\)](#)
- [Delta Delta Delta \(ΔΔΔ\)](#)
- [Delta Gamma \(ΔΓ\)](#)
- [Delta Zeta \(ΔΖ\)](#)
- [Kappa Alpha Theta \(ΚΑΘ\)](#)
- [Kappa Delta \(ΚΔ\)](#)
- [Kappa Kappa Gamma \(ΚΚΓ\)](#)
- [Phi Mu \(ΦΜ\)](#)
- [Pi Beta Phi \(ΠΒΦ\)](#)
- [Sigma Alpha \(ΣΑ\)](#)
- [Zeta Tau Alpha \(ΖΤΑ\)](#)

**“Our community is fierce and inclusive, and our members care deeply about one another. We believe any student who joins will discover a community that encourages personal growth, supports academic success, and provides fun times with brothers and sisters!”**

## JOINING A CHAPTER WITH A HOUSE

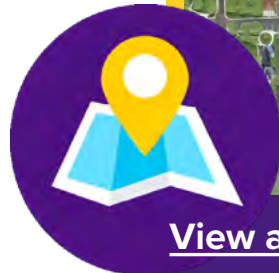
Students living on campus must have an LSU meal plan. Housed fraternities and sororities offer new members the opportunity to eat at the chapter house.

Within the first week of joining, you will have the option to alter your Tiger 12 meal plan to the Greek 8 meal plan.

It is important to note that a fraternity/sorority may not require a new member to eat all meals at the house unless this expectation is communicated during the recruitment process.

Guidelines for living in a chapter facility varies from chapter to chapter.

First-year students may not live in the house.



[View a map of Greek houses on campus.](#)



# FOR EVERY TIGER

## THE GREEK SUITE

The Greek Suite is a space for every Greek Life member to gather, whether they have a chapter facility or not.

It's conveniently located in the heart of campus, on the 3rd floor of the LSU Student Union.

You'll find tables and chairs for meeting or lounging, plus free printing and other resources for Greek students.







### ACTIVE

An undergraduate who has been initiated into life-long membership

### ALUMNI

Greek members who are college graduates

### ALUMNA

Sorority member who is no longer in college; plural is alumnae

### BADGE

The pin of an initiated member; each badge is unique to its chapter and used organizationwide

### BID

An invitation to a potential member to join a sorority or fraternity; no bid (written or oral) may be extended during formal recruitment except through Panhellenic/Interfraternity Council; a bid issued in any other manner is not binding and is considered invalid

### CHAPTER

The name applied to the local organization of a national fraternity or sorority

### CITY PANHELLENIC

The cooperative community organization of alumnae members of NPC sororities

### COLLEGE PANHELLENIC

The cooperative campus organization of collegiate members of NPC sororities

### CONTINUOUS OPEN BIDDING (COB)

An opportunity for chapters that do not reach quota during primary recruitment to bid to quota and/or for chapters that are not at total to bid to total; the COB process is informal and not all chapters will participate in COB

### EVENT/ROUND

A structured recruitment event, usually repeated several times during formal recruitment

### EXCHANGE

A social activity involving two or more organizations

### FORMAL RECRUITMENT

A designated membership recruitment time period during which a series of organized activities are held by each sorority and fraternity; governed by PHC/IFC

### GAMMA CHI

PHC undergraduate recruitment counselor for female potential members

### INITIATION

A ritual ceremony through which new members learn the full meaning of their Greek organization

### IFC

Interfraternity Council - the governing body of the IFC fraternity system

### INTAKE

The period of education before initiation when NPHC new members learn the history and traditions of the organization

### INTEREST MEETING

Meeting for prospective members to receive information about and meet members of an NPHC/MGC organization

### LEGACY

Usually a potential member who is the sibling, child, or grandchild of an active member or an alumni of a Greek organization

### LINE(SHIP)

A group of new members in a specific NPHC/MGC chapter, in a specific semester

### MEMBERSHIP SELECTION

The right of each sorority and fraternity to select their own members

### NEOPHYTE

New member of an NPHC/MGC organization; also called a "Neo"





**NEW/ASSOCIATE MEMBER**

A student who has accepted the bid or invitation for membership in a Greek organization but has not been initiated

**NIC**

North American Interfraternity Conference; a national confederation of 64 men's fraternities

**NPC**

National Panhellenic Conference; the conference body of the 26 women's sororities established in 1902 to support the collegiate and alumnae chapters of the NPC member groups

**NPHC**

National Pan-Hellenic Council; the national governing body for the nine historically African American sororities and fraternities

**NPHC NEW MEMBER PRESENTATION**

An event where newly initiated members of an NPHC group perform step routines and reveal themselves to the public after their intake period

**PHC**

Panhellenic Council; the governing body of the sorority system

**POTENTIAL MEMBER (PNM)**


A student who is interested in becoming a member of an IFC or PHC Greek organization and has registered for the formal recruitment process

# IT'S NOT

# FOUR YEARS,

# IT'S FOR

# LIFE.





# WHY GEAUX GREEK

## FIND YOUR HOME AWAY FROM HOME

### **Brotherhood & Sisterhood**

Students find a sense of acceptance and belonging through friendships with members who share similar goals, values, and ideals. Brothers and sisters will be there to share the college experience and will stay close for years to come.

[Learn more.](#)

### **Scholarship & Learning**

Many chapters assist members in developing good study habits and time management skills, making the adjustment to college easier. Fraternity and sorority members are represented in various academic honor societies on campus, value academic success, and support each other in earning their degrees. [Learn more.](#)

### **Leadership & Involvement**

Leadership is a value in every fraternity and sorority. You can take on leadership positions when you join, get involved in the Greek Life community in council leadership roles, and members are always involved in outside clubs and organizations, in fact, it is encouraged! [Learn more.](#)

### **Philanthropy & Service**

Each year, the Greek community raises over \$1 million dollars and participates in over 100,000 community service hours. Chapters host annual philanthropy and service events that benefit local and national causes. Members have built 38 homes for the Baton Rouge community through a decade of participation in the Greek Week Habitat Build. [Learn more.](#)

### **Health, Safety, & Wellbeing**

Fraternity and sorority members are equipped with prevention strategies, educational resources, and programming opportunities aimed at reducing risks specific to their experience in Greek Life while improving the overall health and safety of the community, their chapter, and all individuals. [Learn more.](#)



# BROTHERHOOD & SISTERHOOD

Joining a fraternity or sorority gives you bonds of brotherhood and sisterhood. A sense of Greek camaraderie and friendship is found among members of each chapter, as well as the feeling of Greek Unity throughout all of LSU's campus.

Greek Life introduces students across all councils, majors, and walks of life who have each joined their organizations on similar principles. This community connects students with people they may not have gotten to know or become friends with otherwise.

With over 7,000 students involved in Greek Life, you will see Greek members everywhere. Our chapters also have large alumni networks and career opportunities to aid you after you graduate!

Fraternity or sorority affiliation provides students with experiences that connect them for life. Shared values, goals, and ideals connect chapter members to one another and provide common bonds throughout their college experience and after. We often say, "It's not four years, it's for life."



# SCHOLARSHIP & LEARNING

## LET'S GET THAT DEGREE

---

The purpose of college is to advance one's education and earn a degree. Greek-lettered organizations are committed to their fraternity and sorority value of academic achievement. Providing an atmosphere that fosters members' academic self-responsibility and accountability is of utmost importance. Many chapters assist new members in developing strong study habits and time management skills, making the adjustment to college easier. Fraternity and sorority members are represented in various academic honor societies including Omicron Delta Kappa, Phi Kappa Phi, Phi Beta Kappa, Alpha Lambda Delta, Phi Eta Sigma, Gamma Beta Phi, and Order of Omega.

# PHILANTHROPY & SERVICE

LSU Fraternity and Sorority members are known for their commitment to philanthropy and community service. Members are empowered to make a positive impact on the community by doing good and serving others, whether that is through time served or money raised and donated to local and national causes.

Every fraternity and sorority has their own philanthropy and/or local charities whom they support each year. Chapters host philanthropy events, that include friendly competitions, fundraisers, and bringing awareness to these important causes. Organizations also partner with local service initiatives to give back to the greater Baton Rouge community. Chapters volunteer at a variety of locations like local schools, food banks, and community centers.

The community also comes together every spring semester for Greek Week, our annual week-long service event, where we partner with Habitat for Humanity to build homes for local families in need. This event is unique to LSU and over the last few years, our community has built over 38 homes. Outside of building the homes, chapters also raise money for Habitat for Humanity, in total we have raised over \$2.2 million.

Philanthropy and community service promote unity among members, cultivates an appreciation for difference, and build a proud sense of responsibility to help those in need.

GIVE BACK



# GREEKS GIVE BACK GREEKS



# HEALTH, SAFETY, & WELLBEING

At LSU, we care deeply about the wellbeing of our members and the campus community. Fraternity and sorority members thrive in an environment where chapters and leadership prioritize safety and wellbeing.

This is why members are equipped with prevention strategies, educational resources, and programming opportunities aimed at reducing risks specific to their experience in Greek Life while improving the overall health and safety of the community, their chapter, and all individuals.

Greek Life initiatives focus on:

- Hazing Prevention Education & Policies
- Risk Reduction Education
- Mental Health Education
- Alcohol & Other Drugs Education
- Social Event Planning
- Inclusive Practices

Campus Resources available to all students:

- Get Help or Report a Problem through [LSU CARES](#)
- [Hazing Prevention, Education, & Reporting](#)
- [Mental Health Counseling](#)
- [Wellness Coaching & Nutrition Counseling](#)
- [Domestic and Sexual Violence Support & Reporting](#)
- [University Policies](#)





# LEADERSHIP & INVOLVEMENT

## GROWTH STARTS HERE

Fraternities and sororities are self-governing, which allows students the opportunity to shape their chapter, membership, and leadership experience. Student leaders who serve on executive boards, committees, or governing councils are provided even more opportunities to refine and gain leadership skills in areas of communication, delegation, public speaking, conflict resolution, decision-making, event planning, risk management and so much more. The skills you gain during your time in Greek Life translate to life after college both personally and professionally.

You can gain leadership experience by getting involved right when you join or in a later year. Members in the community often say, “You get out, what you put in.” This means when you get involved, take on leadership roles, and attend optional programs, events, retreats, and workshops, you will find yourself gaining more from this experience than you could have imagined.

Members can take on leadership roles within the chapter and within the larger community by serving on chapter and council executive boards, sitting on a chapter committee, joining Order of Omega, becoming a Greek Ambassador, applying to serve on a committee, or becoming a lead for the Greek Leadership Team.

You will also see Greek members involved in on-campus club, sports, and leadership roles outside of Greek Life.



## ORDER OF OMEGA

Order of Omega is the leadership and scholarship honorary organization for Greek members only. Its purpose is threefold: 1) to recognize students who have attained a high standard of leadership in inter-Greek activities, 2) to encourage them to continue along this line, and 3) to inspire others to strive for similar conspicuous attainment; to bring together the most representative fraternity and sorority members and to create an organization which will help mold the sentiment of the institution.

## GREEK LEADERSHIP TEAM

Greek Leadership Team is a group of students in our community who plan and execute our favorite signature programs and events, including Greek Week, Empower, and Songfest.

The Greek Leadership Team selects committee members to help plan, facilitate, and execute these programs each year.

This team allows students to increase leadership opportunities and learn directly from Greek students what programs and experiences the community wants to see!

## ON-CAMPUS LEADERS

In addition to leadership in various Greek organizations, members of the community also engage in other leadership positions on LSU's campus.

Fraternity & sorority members seek leadership roles in many other organizations, including Student Government, athletic teams, Tiger Girls, Golden Girls, Dance Marathon, Tiger TV, Bat Girls, Resident Assistants, intramural sports, and various other clubs and honors societies.





# COMMUNITY EVENTS

The core values of the Greek community are present every day; however, they shine even brighter through community programming and events. Our community events are planned by the Greek Leadership Team, and/or Council Leadership and these programs are hosted each year.

## EMPOWER WEEKEND

Empower Weekend is a leadership retreat for new fraternity and sorority members to help kick-start their leadership journey and find community within the larger Greek Life community.



## NEW MEMBER FOUNDATIONS

Each semester, new members are onboarded and welcomed to LSU Greek Life through their council specific New Member Foundations program. This program focuses on including a community overview, standards and expectations, various campus resources, sexual assault prevention, hazing prevention, various risk management resources, and bystander intervention training.

[More](#)





## GREEK WEEK

Since 2004, the Greek community has partnered with Habitat for Humanity of Greater Baton Rouge to build homes for families who need them. Over the years, the community has donated over 20,000 hours of service, raised over \$2.3M through year-long fundraising efforts, and built 38 houses. Greek Week brings together the aspects of brotherhood and sisterhood, service, and leadership. Members of our community are given the opportunity to be leaders in the greater community while bonding with fellow Greeks through service in the largest Greek-wide philanthropic effort of the year.



## WOW

On the first Wednesday of every month during the semester, NPHC hosts Wild Out Wednesdays (WOW) in Free Speech Plaza. Chapters from the Divine 9 step and stroll and showcase the unique culture specific to the Historically Black Greek Lettered Organizations with energy, passion, and community.



## SONGFEST

In the spirit of competition, the Greek community has held Songfest for over 100 years. What originally began as a men's singing competition has evolved into a choreographed dance competition among LSU fraternities and sororities. Guided by a yearly, central theme, each team has complete creative control over their more narrowly tailored theme, choreography, costumes, and set design.





# RECRUITMENT & MEMBERSHIP INTAKE

## RECRUITMENT & MEMBERSHIP INTAKE DEFINED

**Recruitment** and **Membership Intake** are two types of selection processes for joining fraternities and sororities at LSU. The Multicultural Greek Council (MGC) and National Pan-hellenic Council (NPHC) refer to the selection process as Intake. While the Interfraternity Council (IFC) and Panhellenic Council (PHC) refer to their process as Recruitment.

Students interested in participating in Recruitment or Membership Intake should first and foremost learn about the process, research the organizations, and—most importantly—understand the expectations.

Approximately 75-80 percent of the students who participate in the recruitment and intake processes are selected each year. The processes of fraternity and sorority recruitment and of intake are referred to as selection processes because there are no guarantees for membership in the selection processes.

Fraternity and sorority membership is a lifetime commitment with responsibilities that include financial commitments, participation requirements, and academic and behavior standards.

Once joining, membership is voluntary and the benefits are endless!

## MGC & NPHC

---

Membership selection is referred to as “Intake” for NPHC organizations and “Recruitment” for MGC. Selection for both groups has three important components: the in-depth education program, the pre-initiation orientation, and the initiation ceremony. Each organization has its own specific process that may vary in time, content, and expense. Alumni advisors supervise the selection procedures and are present at all activities.

Intake and Recruitment dates are determined by each respective fraternity and sorority. The LSU Greek Life office determines policies regarding the timeline and requirements of the process—not membership selection. Neither the Council nor the University may interfere with membership selection processes and decisions.

[JUMP TO MGC  
RECRUITMENT & CHAPTERS](#)

[JUMP TO NPHC  
INTAKE & CHAPTERS](#)

## IFC & PHC

---

For men participating in IFC fraternity recruitment process, it is important to note that receiving a bid does not guarantee initiation. The new member period must be 8 weeks or less for IFC fraternities and includes a period of getting to know the new members and active members. It is possible that a new member could be asked to relinquish their membership at any point prior to initiation if the fraternity makes that determination.

For women participating in the PHC Sorority Recruitment Process, it is important to note that each chapter has their own GPA requirements for joining. The new member process must last no longer than 8 weeks for PHC sororities. It is possible that a new member be asked to relinquish their membership at any point prior to initiation if the sorority makes that determination. Letters of recommendation are not required.

Although the mechanics of the recruitment process are coordinated by the Panhellenic Council (PHC) and the Interfraternity Council (IFC), the membership selection practices and procedures are determined by each respective fraternity and sorority. Neither the respective councils nor the University may interfere with membership selection processes per this status.

[JUMP TO IFC  
RECRUITMENT & CHAPTERS](#)

[JUMP TO PHC  
RECRUITMENT & CHAPTERS](#)

# INTERFRATERNITY COUNCIL



## WHO WE ARE

The Interfraternity Council (IFC) is the governing body of 16 fraternities on LSU's campus. IFC establishes guidelines for managing the processes and activities of the chapters. The IFC Executive Board is responsible for overseeing all community-wide programs and events and for executing the formal recruitment process.

The purpose of the council is to promote unity among chapters; to serve as the liaison between the IFC community and the University; and to see that all rules, policies, and regulations passed by the council are followed by the fraternities. The council also provides leadership and programs for fraternity growth and development.

[JUMP TO IFC  
RECRUITMENT PROCESS](#)

[LEARN ABOUT EACH  
IFC CHAPTER](#)

### IFC HIGHLIGHTS

IFC hosts various programs and events for the fraternal community at LSU throughout the year.

#### **Mental Wellness**

Through IFC's partnership with





## Toby Trowbridge IFC President

“I can say with full confidence that joining Greek Life at LSU has put me in the best possible position to grow as a person, a friend, and a leader. The ample opportunities provided to members to lead and serve whether at the chapter level, the council level, or the greater Greek Life community level, gives an opportunity to everyone to grow and prosper while being a part of greater community. Being a part of a Greek organization here at LSU will provide you with resources, relationships, and opportunities that give you the best possible chance to succeed not only here at LSU, but in the years after as well”. -Toby

MANUAL, all IFC community members have access to 24/7 mental wellness experts and men’s health resources.

### Safe Social Environments

IFC also has also invested in the program - Beers Aren’t Bad, for the fraternal community where speakers come to campus and speak about how to create safe social environments.

### Crawfish Boil

Through IFC’s annual crawfish boil, the IFC community was able to raise over \$10,000 for Greek Week and Habitat for Humanity.


### Greek Night

IFC also co-sponsored a Greek Night at Alex Box Stadium to support LSU Baseball and promote IFC and LSU.

## IFC EXECUTIVE BOARD



**Chris Schmidt**  
VP Standards




**Jake Murray**  
VP Finance &  
Administration



**Evan Stegall**  
VP Public Relations



**Jackson Pressley**  
VP Chapter  
Development



**Landry Nelson**  
VP Recruitment



**Chris Mengis**  
VP Programming &  
Philanthropy



**Grant Buquoi**  
Director of  
Recruitment Advisors



**CJ Gullotta**  
Director of  
Recruitment Registration





# IFC RECRUITMENT

## FALL RECRUITMENT PROCESS

To register for Fall Formal Recruitment, complete the 2024 LSU IFC Formal Recruitment Application linked on the @LSUIFC Instagram Linktree or LSU Greek Life Website. It is free to register and participate in the process. Upon receiving a bid or invitation to join a fraternity, an IFC new membership charge will be assessed through your chapter's dues to the council. You must complete the recruitment application to participate in the process.

**EARLY BIDS:** IFC Fraternities may extend bids to eligible **Potential New Members (PNMs)** prior to the formal recruitment process. Each fraternity has a finite number of early bids and may extend them from June 1 through the end of Round 2. An early bid may only be issued by a chapter president or recruitment chairman. Other chapter members are not authorized to offer bids. Should this happen, those bids are null and void.

**RECRUITMENT ROUNDS:** The IFC Formal Recruitment Process is comprised of 3 rounds. Potential New Members will visit all 16 fraternities over two days for Round 1. PNMs will visit up to 8 fraternities during Round 2 and up to 3 fraternities for Round 3 each of which will last one day. Bids will be distributed on the final day upon completion of the formal recruitment process. [Learn what to wear during Rounds.](#)

## 365 RECRUITMENT

IFC Fraternities are encouraged to recruit year-round, so the formal recruitment process is not the only opportunity to join an IFC organization. This more informal recruitment process is led by the individual fraternities should they choose to do so.



## COST

---

### **New Member Fees**

One-time expenses include new member and initiation fees. The average new member fee is \$350, while the initiation fee ranges from \$200-\$250. Average one-time expenses are \$450.



### **Membership Dues**

Membership dues vary among all the different chapters. Most fraternities offer meal plans that range from \$500- \$1200. Some fraternities cook one meal a day while others cook two. If you do not live in the house, you will be asked to pay a parlor fee which is usually between \$200-\$300.

### **Average Semester Cost**

Non-resident without meals - \$1,800

Non-resident with meals - \$2,250

Live in member with meals - \$4,750

\*In addition to fraternity dues and fees, a \$67 Greek Assessment Fee will appear on each Greek's LSU Fee Bill every semester of membership.

\*All numbers are averages--some fraternities will cost more and some less. Potential New Members (PNMs) will be informed of individual fraternity cost information during recruitment. PNMs may find it financially advantageous to join a fraternity, as meal plan and living costs can be less than other options on campus. View additional information related to Meal Plans below.

[View Detailed Expenses by Chapter here.](#)

## MEAL PLANS

---

Some chapters offer meals for a fee in their on-campus house. Many of these chapters require new members pay this fee regardless of an existing LSU Dining meal plan or plans to dine off campus.

[Learn more about meal plans and reducing existing meal plan costs.](#)

# WHAT TO WEAR: IFC FALL RECRUITMENT

---

## DAY 1 & 2 – ROUND 1

Potential New Members will gather with their Rho Alpha groups and visit all fraternities over two days. Wear something relaxed and comfortable; shorts, jeans, khakis, short sleeve shirts, polos, and comfortable shoes.

## DAY 3 – ROUND 2

Potential New Members visit up to 8 fraternities. Wear something dressy casual; khaki pants, polos, and comfortable shoes.

## DAY 4 – ROUND 3

Potential New Members visit up to 3 fraternities. Wear something business casual; slacks, khakis, button down shirts, and dressy shoes.

# ABOUT EACH CHAPTER

---

- [Acacia \(ACACIA\)](#)
- [Alpha Gamma Rho \(ΑΓΡ\)](#)
- [Alpha Tau Omega \(ΑΤΩ\)](#)
- [Beta Theta Pi \(ΒΘΠ\)](#)
- [Delta Chi \(ΔΧ\)](#)
- [Delta Tau Delta \(ΔΤΔ\)](#)
- [Kappa Alpha Order \(ΚΑ\)](#)
- [Kappa Sigma \(ΚΣ\)](#)
- [Phi Gamma Delta \(ΦΙΓΔ\)](#)
- [Pi Kappa Alpha \(ΠΚΑ\)](#)
- [Sigma Alpha Epsilon \(ΣΑΕ\)](#)
- [Sigma Chi \(ΣΧ\)](#)
- [Sigma Nu \(ΣΝ\)](#)
- [Sigma Phi Epsilon \(ΣΦΕ\)](#)
- [Tau Kappa Epsilon \(ΤΚΕ\)](#)
- [Theta Chi \(ΘΧ\)](#)



# IFC CHAPTER OF THE YEAR

## Sigma Nu (ΣΝ)

**SIGMA NU, ORIGINALLY FOUNDED AT VIRGINIA MILITARY INSTITUTE IN 1869, WAS CHARTERED AT LSU IN 1887.**

Sigma Nu has a proud and rich history. Founded by three cadets—James Frank Hopkins, Greenfield Quarles, and James McIlvaine Riley—at the Virginia Military Institute in a period of civil strife known as the Reconstruction, the organization formed soon became Sigma Nu Fraternity.



Sigma Nu transforms society through the commitment to the Fraternity's founding principles: leadership and ethical living. Their mission is to develop ethical leaders inspired by the principles of Love, Honor, and Truth; to foster the personal growth of each man's mind, heart, and character; and to perpetuate lifelong friendships and commitment to the Fraternity. Members of the chapter are involved on campus by being a part of various clubs and organizations like Student Government, the Interfraternity Council, Order of Omega, Tiger Athletic Foundation, and more. Sigma Nu participates in many philanthropic events, mainly "Sigma CaNu," which benefits different charities each year. Sigma Nu's ideals are recognized as a contribution to the greater good.

**SOCIALS:** Instagram [@sigmanulsu](https://www.instagram.com/sigmanulsu) | Website [sigmanu.org](http://sigmanu.org)

Being a part of a special group of guys at Sigma Nu has brought me triumphs, lessons, and a brotherhood. The men that surround me in the chapter are described as leaders, intelligent, and I could go on, but most importantly they are my best friends. The atmosphere that has been created at Sigma Nu transforms young men into men that are going to be ready to take on life once their schooling has concluded.

Greek Life at LSU means a lot to me and my personal growth throughout the past couple years. I have been in the presence of great leaders and people who seek to be not only successful but also make people around them better. The Greek Life community has been a great influence to myself, and my goal is to reach the incoming classes on what potential they hold as leaders. -**Jack Wall, Chapter President**



## Acacia (ACACIA)

**ACACIA, ORIGINALLY FOUNDED AT UNIVERSITY OF MICHIGAN IN 1904, WAS CHARTERED AT LSU IN 1956.**

Since returning to campus in 2018, Acacia has established a strong chapter of 140 members in the education of Virtue, Knowledge, and Truth. Built upon these three principles, Acacia serves the community, pursues academic and professional success, and provides a lifelong brotherhood.

At Acacia, their values are rooted in philanthropy, where they hold many charitable events through their Seven Days of Service and the annual Acacia Claus toy drive for the Greater Baton Rouge Area.

On campus, their members are active in various intramural sports, campus clubs, student government, and other organizations. Through their strong values and close-knit brotherhood, the Acacia chapter develops men who better the community in which they reside for the rest of their lives.

**SOCIALS:** Instagram [@lsuacacia](#)  
Facebook [lsuacacia](#) | Website [acacialsu.com](#)



## Alpha Gamma Rho (AGP)

**AGR, ORIGINALLY FOUNDED AT OHIO STATE UNIVERSITY IN 1904, WAS CHARTERED AT LSU IN 1926.**

The AGR motto is Brotherhood + Tradition = Success. At LSU, AGR takes great pride in close brotherhood, winning the Order of Omega “Most Outstanding Brotherhood” Award six out of the last eight years. The men of Alpha Gamma Rho take pride in the traditions handed down to them from their many great alumni, including an interest in agriculture, a love for one’s brother and community, and a strong desire to continually improve oneself.

Alpha Gamma Rho’s purpose is “To Make Better Men,” which is achieved in many ways: academics, social events, and being part of a professional fraternity. As the only social and professional fraternity at LSU, AGR men are given an edge when it comes to life after graduation. Anyone can become great with the right influences, and AGRs pride themselves on knowing what it takes to make great men.



## Alpha Tau Omega (ΑΤΩ)

**ATO, ORIGINALLY FOUNDED AT VIRGINIA MILITARY INSTITUTE IN 1865, WAS CHARTERED AT LSU IN 1940.**

Established in 1940 at LSU, Alpha Tau Omega's (ATO) Epsilon Zeta chapter strives to redefine what it means to be a "fraternity man" on campus. With a strong commitment to fostering brotherhood, engaging in community service and philanthropy, achieving academic excellence, and cultivating leadership skills in all areas of life, the men of ATO take great pride in their mission.

Since its founding in 1865, ATO has provided countless opportunities for over 230,000 men across the United States through its network of over 250 chapters. The Epsilon Zeta chapter is consistently recognized as one of the top twelve overall ATO chapters nationwide, thanks to its commitment to innovation and continuous improvement.

As America's Leadership Development Fraternity, ATO offers a truly unique experience for young men seeking to grow and develop as leaders. With its focus on character, integrity, and service, ATO is a great fit for those looking to make a positive impact on campus and beyond.

**SOCIALS:** Instagram [@lsu\\_ato](#)  
Facebook [@LSUATO](#) | Website [atolsu.com](#)



## Beta Theta Pi (ΒΘΠ)

**BETA , ORIGINALLY FOUNDED AT MIAMI UNIVERSITY IN 1839, WAS COLONIZED AT LSU IN 2015.**



Beta Theta Pi has devoted their time to developing men of principle for a principled life. The brotherhood aids the individual, builds the fraternity, and strengthens the academic institution through lifelong devotion to intellectual excellence, high standards of moral conduct, and responsible citizenship.

Beta's members believe in mutual assistance in the honorable labors and aspirations of life, devotion to the cultivation of the intellect, unsullied friendship, and unfaltering fidelity. This lasting bond of friendship is cultivated by being a part of a group of individuals who share the same goals and values, constantly supporting each other in the pursuit of social, moral, and cultural excellence.

Members can take on leadership roles in the fraternity after even one semester and are pleased to have five freshman members on the executive board to help bring Beta to new heights. Beta is proud to cultivate new leaders devoted to making a legacy throughout their college career and in their future endeavors. But most importantly, Beta is proud to call themselves Men of Principle!

## Delta Chi (ΔΧ)

**DELTA CHI, ORIGINALLY FOUNDED AT CORNELL UNIVERSITY IN 1890, WAS CHARTERED AT LSU IN 1941.**

Delta Chi was originally founded as a professional law fraternity in 1890 at Cornell University and became a general social fraternity in 1922.

The fraternity has grown to 130 chapters and colonies across the United States and Canada, incorporating over 107,000 initiates. Delta Chi's four pillars are friendship, character, justice, and education.

The LSU chapter hosts a variety of social, brotherhood, and philanthropy events each semester. Delta Chi's socials include tailgates, date events, exchanges, and various semester events. The fraternity's philanthropy is the Jimmy V Foundation for Cancer Research, which the chapter supports with events such as a sorority kickball tournament and various fundraisers.



The chapter prides itself on its intramural teams, involvement on campus, and most importantly, its brotherhood.

**SOCIALS:** Instagram [@lsudeltachi](#) | Facebook [@LSUDeltaChi](#) | Website [deltachi.org](#)

## Delta Tau Delta (ΔΤΔ)

**DELTA TAU DELTA, ORIGINALLY FOUNDED AT BETHANY COLLEGE IN 1853, WAS CHARTERED AT LSU IN 1966.**



Delta Tau Delta was founded at Bethany College in 1853. The eight founders built the fraternity on four core values: Truth, Courage, Power, and Faith. The men of Delta Tau Delta, more commonly referred to as Delts, strive to live each day "Committed to Lives of Excellence," which is represented through high academics, many philanthropy events, and active participating within our LSU community.

Delta Tau Delta has been nationally partnered with JDRF, the Juvenile Diabetes Research Foundation, since 2012. In that time, Delts across the world have raised nearly \$2 million towards Type One Diabetes research.

The Epsilon Kappa chapter was founded at LSU in 1966. This chapter thrived at LSU for nearly 50 years amassing an alumni base of over 800 men. Following an unfortunate 20-year hiatus from the university,

the Delta Tau Delta, Epsilon Kappa chapter, returned in 2023 and was chartered in 2024, only seven months after returning to LSU. This chapter currently features 67 men as part of the founding class and have already made an impact within the LSU community. Whether it's boasting a top GPA, holding multiple fundraising events for JDRF, and enjoying a dense social calendar, Delta Tau Delta, Epsilon Kappa, is building a chapter that hopes to thrive here for many years to come.



## Kappa Alpha Order (KA)

**KA, ORIGINALLY FOUNDED AT WASHINGTON & LEE UNIVERSITY IN 1865, WAS CHARTERED AT LSU IN 1885.**

KA is a brotherhood of long-standing traditions, strong moral values, and a great sense of pride within the Greek community. The men of Kappa Alpha Order are a group of chivalrous gentlemen, strong leaders, and nevertheless men who impact their community for the better. What sets KA apart is that their members are known for the gentility, respect, and service they show not only their peers, but to the community.

Through their philanthropic participation in Habitat for Humanity, blood drives, and their annual fundraisers for the Independence Fund and Operation Kare, their service is alive through their actions. The Alpha Gamma chapter of Kappa Alpha Order is consistently within the top ten of all national Kappa Alpha chapters in both chapter size and money raised for philanthropic purposes.

KA provides its members with many social opportunities through an active event calendar while equipping its young men to succeed in the classroom as well as in life. Being a man of Kappa Alpha Order does not end when you graduate—it is a brotherhood that you are part of for life. The values and beliefs the organization holds true transforms members into men who serve their community and impact lives for the better.

**SOCIALS:** Instagram [@ka\\_lsu](#) | Website [kappaalphaorder.org](http://kappaalphaorder.org)



## Kappa Sigma (KΣ)

**KAPPA SIG, FOUNDED AT THE UNIVERSITY OF VIRGINIA IN 1869, WAS CHARTERED AT LSU IN 1887.**



Kappa Sig was founded in 1887 and has maintained a strong presence in the Greek Life, LSU, and Baton Rouge communities ever since. Decades of brotherhood, philanthropy, and fun have created the legacy of Kappa Sigma at LSU. Kappa Sigma's Gamma chapter maintains an active calendar while balancing a productive philanthropic and community presence.

Members of Kappa Sigma are heavily involved in Student Government, Greek Life Leadership, and the Big Buddy Program. Kappa Sigma has developed many of Greek Life's strongest undergraduate leaders over the years, including Student Body Presidents, Interfraternity Council Members, EMPOWER Facilitators, and more.

**SOCIALS:** Instagram [@lsukappasig](#) | Website [kappasigma.org](http://kappasigma.org)

## Phi Gamma Delta (FIJI)

**FIJI, ORIGINALLY FOUNDED AT JEFFERSON COLLEGE IN 1848, WAS CHARTERED AT LSU IN 1948.**

Fiji has excelled in all areas of Greek Life at LSU and has been an important part of the community. The Beta Rho chapter provides a strong event calendar while embracing the qualities of friendship, knowledge, service, morality, and excellence.

The five values help to guide the brothers of FIJI through their daily lives. FIJI's motto is "Scholarship, Fraternity, Self." Academics are paramount to Beta Rho, as they hold brothers to high standards in the classroom. Those high standards are coupled with resources the chapter's tutoring structure.

Beta Rho hosts a philanthropy event each year called FIJI LIP SYNC. The money earned is donated to the National Kidney Fund. Additionally, FIJI hosts two blood drives every year and provides resources to the community. The brothers of FIJI are also involved in varsity athletics, sports clubs, Greek Life leadership, Volunteer LSU, Student Government, and numerous other organizations.

**SOCIALS:** Instagram [@lsufiji\\_bp](#) | Website [phigam.org](#)



## Pi Kappa Alpha (ΠΚΑ)

**PIKE, ORIGINALLY FOUNDED AT THE UNIVERSITY OF VIRGINIA IN 1868, WAS CHARTERED AT LSU IN 1902.**

Pi Kappa Alpha has challenged more than 300,000 men to be Scholars, Leaders, Athletes, and Gentlemen. For the past 155 years, Pike has remained dedicated to developing men of integrity, intellect, success, and high moral character; and to fostering a truly lifelong fraternal experience.

The Alpha Gamma chapter has continued the legacy of excellence at LSU. With 121 continuous years, Pike is the longest tenured fraternity on campus. Mike the Tiger was named after an alumnus brother, Mike Chambers.



Pike has proven excellence in the classroom this year by having ten members on the President's List as well as having one of the highest fraternity GPAs. Pike got it done on the field as well by winning the intramural flag football championship, ZTA kickball tournament, Delta Zeta's "Homeruns for Hearing" along with have members on the Lacrosse, Power Lifting, Soccer, and Baseball club teams. In addition to athletics, Pike also has a very active social calendar and is an active supporter of philanthropy.

In fact, Pike hosts a Powderpuff Flag Football tournament philanthropy event sponsored by former NFL player and LSU tiger, Jacob Hester and goes towards the Hester Sports Foundation, one which was founded to help promote youth sports in greater Baton Rouge and Shreveport.

**SOCIALS:** Instagram [@lsupikes](#) | Website [lsupikes.com](#)

## Sigma Alpha Epsilon (ΣΑΕ)

**SAE, ORIGINALLY FOUNDED AT THE UNIVERSITY OF ALABAMA IN 1856, WAS CHARTERED AT LSU IN 1867.**

Sigma Alpha Epsilon's Louisiana Epsilon chapter is the oldest chapter on campus priding itself on a rich lineage of tradition. Their lineage of tradition means having focused principles, strong convictions, and the integrity to always do the right thing as a True Gentleman rises above his peers to be a guiding light today and tomorrow. Their goal is to give young men the community, culture, guidance, and tools they need to become a True Gentleman.

Sigma Alpha Epsilon has more than 230 active chapters nationwide and 348,500 lifetime members, making Sigma Alpha Epsilon the largest and one of the most prestigious fraternities in the world.

ΣΑΕ maintains an active calendar while also fostering an environment for academic success. The four pillars upon which ΣΑΕ was founded: Friendship, Scholarship, Leadership, and Service provide members with a bond that does not end upon graduation. Which helps foster a strong alumni relationship for generations to come.

**SOCIALS:** Instagram [@sae.lsu](https://www.instagram.com/sae.lsu) | Facebook [@SAEatLSU](https://www.facebook.com/SAEatLSU) | Website [susae.net](http://susae.net)



## Sigma Chi (ΣΧ)

**SIGMA CHI, ORIGINALLY FOUNDED AT MIAMI UNIVERSITY IN 1855, WAS CHARTERED AT LSU IN 1925.**



Sigma Chi Fraternity was founded on June 28, 1855, at Miami University in Oxford, OH by seven young men committed to the cultivation of friendship, justice, and learning. Since 1855, Sigma Chi has developed values-based leaders committed to the betterment of character, campus, and community

Sigma Chi serves its purpose through various world-class programs that foster leadership, develop character, and build positive relationships amongst its members. These experiences enable undergraduate members to become leaders in their professional careers and engage members of the communities in which brothers live.

Sigma Chi at LSU was originally chartered in 1925 and has had a long history of leadership on LSU's campus and the Baton Rouge community. Student body presidents, IFC presidents, state legislators, and congressmen have walked through the House of the Southern Woods. Enjoying an active social calendar and holding GPA to a high degree in conjunction with leadership ideals helps Gamma Iota to build well-rounded men here at LSU.

## Sigma Phi Epsilon (ΣΦΕ)

**SIG EP, ORIGINALLY FOUNDED AT RICHMOND COLLEGE IN 1901, WAS CHARTERED AT LSU IN 1961.**

Founded on three cardinal principles: Virtue, Diligence, and Brotherly Love. Each brother stands by his oath to be a leader, scholar, athlete, and gentleman- ideals of the balanced man. With more than 260 chapters nationwide and 255,000 brothers, SigEp boasts the largest membership of any national collegiate fraternity.

SigEp at LSU maintains an active calendar, including events with other Greek Life chapters, bus trips across Louisiana, formals, and semi-formals. The LA Beta chapter has a rich tradition of being active on campus, with brothers having served as Student Body Presidents, Interfraternity Council Presidents, Homecoming Kings, and various leadership roles.

SigEp prides itself on having a competitive intramural program, the highest GPA among IFC chapters almost every semester, and a commitment to its philanthropy, Friends Helping Kids. It is through these accomplishments and more that the men of the Louisiana Beta Chapter hold themselves to the highest standards.

**SOCIALS:** Instagram [@sigeplsu](#) | Facebook [sigeplsu](#) | Website [lsu.sigep.org](#)



## Tau Kappa Epsilon (TKE)

**TKE, ORIGINALLY FOUNDED AT ILLINOIS WESLEYAN IN 1899, WAS CHARTERED AT LSU IN 1949.**



Tau Kappa Epsilon has been establishing brotherhood nationally since 1899 and on LSU's campus since the Beta Phi chapter's founding in 1949. TKE strives toward the goals established in its national mission: To aid college men in mental, moral, and social development.

The virtues of love, charity, and esteem are the basis of TKE's great fraternity, and all of its members strive to achieve these virtues every single day, not only during their time as undergraduate students but also after graduation.

The Beta Phi chapter of Tau Kappa Epsilon maintains an active events calendar including exchanges with all sororities, semi-formal, Formal, and various other events throughout the semester.

TKE has developed many Greek leaders throughout the years holding positions such as Greek Man of the Year, Empower facilitators, and Interfraternity Council Presidents.

## Theta Chi (ΘΧ)

**ORIGINALLY FOUNDED AT NORWICH UNIVERSITY IN 1856, WAS CHARTERED AT LSU IN 2012.**

Theta Chi has guided over 200,000 brothers toward a purposeful, determined, and unwavering lifestyle since its founding in 1856. Theta Chi has taken its place among over 245 colleges as a promoter of knowledge, culture, and character.

Continuing this mission, the LSU chapter has made a strong name for itself both at LSU and in the community. The chapter hosts a solid calendar full of activities and maintains a significant community presence. Professional development, establishing connections, and fostering lifelong brotherhood for its members are paramount to the Iota Pi chapter. These values are reinforced by extensive programming throughout each brother's college experience. The brothers of Theta Chi are also deeply involved across campus in organizations such as varsity sports, clubs, student government, volunteer programs, society of peer mentors, and many more.

Theta Chi also places a strong emphasis on hosting philanthropy events benefiting the USO, Companion Animal Alliance, and Alzheimer's services.

**SOCIALS:** Instagram [@lsu\\_thetachi](#) | Facebook [@LSUThetaChi](#) | Website [lsuthetachi.org](#)



# NEW IFC CHAPTER!

## Phi Kappa Theta (ΦΚΘ)

---

Are you a current or incoming Tiger looking to make the most of your college experience? Phi Kappa Theta national fraternity is establishing a new chapter at LSU this fall, and you have the chance to be a founding father.

As a founding father of Phi Kappa Theta at LSU, you'll forge lifelong bonds of brotherhood while building a vibrant new fraternity from the ground up. You and your fellow founders will create traditions, shape the culture, and blaze a new trail on campus.

Phi Kappa Theta was founded in 1889 on Catholic principles of service, advancement, and faith. While welcoming men of all backgrounds, the fraternity upholds values like honor, charity, and strong moral character. By joining Phi Kappa Theta, you'll instantly become part of a supportive national brotherhood over 70,000 strong spanning chapters across North America. You'll gain access to alumni mentors, career development resources, and a valuable network that opens doors.

As a founding father at LSU, you'll live the full fraternity experience in Phi Kappa Theta's soon to be newly renovated on-campus fraternity house. You'll make memories through social events, community service, intramural sports, and more.

### The Founding Fathers We Seek

Phi Kappa Theta is looking for well-rounded men with diverse backgrounds, interests, and ambitions to lay the foundation for our new chapter. We want driven individuals who desire to create something new that brings honor to the word "fraternity." Whether you excel in academics, athletics, business, the arts or anything in between, we invite you to explore this opportunity. Above all, we seek men devoted to service, ethical leadership, and giving back to the community.

Don't miss your shot to be part of something great from the very beginning. For a fraternity experience based on friendship, leadership, and achievement, explore the opportunity to go Phi Kappa Theta.

Information sessions will be held during the first weeks of the fall 2024 semester. Email [LSU@phikaps.org](mailto:LSU@phikaps.org) and follow us on Instagram [@lisuphikaps](https://www.instagram.com/lisuphikaps) to get all the details.

Brotherhood Awaits at Phi Kappa Theta!

**SOCIALS:** Instagram [@lisuphikaps](https://www.instagram.com/lisuphikaps) | Website [linktr.ee/lisuphikaps](https://linktr.ee/lisuphikaps)



# MULTICULTURAL GREEK COUNCIL



The Multicultural Greek Council (MGC) is the newest Greek council at Louisiana State University. Promoting and creating spaces for culturally-based fraternities and sororities, they are united by their goal to create spaces for students on campus who may not have one. The organizations within the MGC love to commit their time to community service, getting involved on campus, and supporting other organizations within Greek Life at LSU.

[LEARN ABOUT EACH  
MGC CHAPTER](#)

## HOW TO JOIN

MGC organizations at LSU host their own recruitment events when they're looking to take new members. Each fraternity or sorority will individually host an informational session to students who are interested in joining, where they will learn information and next steps on joining the chapter. MGC organizations do not have to do recruitment each semester and there is no guarantee that recruitment will take place on a reoccurring occasion. It is recommended that students attend events sponsored by the respective chapter they're interested in.

## COST

In addition to fraternity/sorority dues and fees, a \$67 assessment for Greek Membership per semester will appear on each Greek students' LSU fee bill. One-time expenses include new member fees, chapter dues, national dues and initiation costs. This amount ranges depending on the organization.

## Sigma Lambda Beta International Fraternity, Inc (ΣΛΒ)

**SLB, FOUNDED IN 1986 AT THE UNIVERSITY OF IOWA, WAS CHARTERED AT LSU IN 2023.**

Sigma Lambda Beta is the first and only multicultural fraternity in the state of Louisiana. Founded on principles of brotherhood, scholarship, community service, and cultural awareness, the Betas uphold all of these. Every member of the organization lives out these beliefs in their school work, job, and community.

Within 30 years of being founded nationally, the Beta's have grown to over 120 college campuses and expanding beyond their Hispanic-latino origins making them one of the most culturally greek-lettered organizations in the country.



Founded in the Fall of 2023 at LSU, the Betas pride themselves on educating the LSU community about their organization and educating students about causes that are important to them like women health and gender equity.

**SOCIALS:** Instagram [@lsu\\_betas](https://www.instagram.com/lsu_betas) | Website [sigmalambdabeta.com](https://sigmalambdabeta.com)

## Sigma Lambda Gamma National Sorority, Inc. (ΣΛΓ)

**SLG, ORIGINALLY FOUNDED IN 1990, AT THE UNIVERSITY OF IOWA, WAS CHARTERED AT LSU IN 2010.**



Sigma Lambda Gamma National Sorority, Incorporated (SLG) is the fastest-growing multicultural sorority in the nation, representing over 120 ethnicities! The five principles SLG upholds are academics, community service, cultural awareness, social interaction, and moral and ethics.

SLG is the first and only multicultural sorority on campus. Eta Epsilon represents the national philanthropy, Breast Cancer Awareness and the Sigma Lambda Gamma Education Foundation. These women recognize the need for camaraderie, supporting other women of varying cultures at the university, and they remain dedicated to the overall success of women on a global scale.

Gammas pride themselves on pushing women to embrace their culture and, most importantly, to be proud of it. Being a sister of Sigma Lambda Gamma National Sorority, Inc., requires dedication, hard work, diligence, and a lifelong commitment to excellence in a remarkable sisterhood.



# NEW MGC CHAPTER!

## Lambda Theta Alpha (ΛΘΑ)



Lambda Theta Alpha Latin Sorority, Incorporated is excited to expand to LSU! As the first Latina sorority, LTA was established in 1975 to cater towards the needs of Latinas in higher education by providing a support group. Its focus was to integrate into the social, political, and community service arena that other students had been involved with. Together, as a united front they could compete, collaborate, and assist with any student run programs.

Although the cultural climate has changed, those ideals still resonate with the sorority. LTA has a motto, "Latin by tradition, not by definition." As a non-exclusionary sorority open to all ethnicities and backgrounds, the women who join LTA today still feel the need to promote those same values on their campus.

The actions of the sorority's Founding Mothers have allowed independent women on campus to feel a sense of belonging thus, achieving their highest potential. As a result, Lambda Theta Alpha has come to define a new role for the universal woman - one with education, goals, and vision in hope of great success. LTA believes all women should be given the opportunity to make their mark on the world.

Interested in becoming a founding member? We are currently in the process of establishing a chapter at LSU and invite you to our upcoming recruitment events. Lambda Theta Alpha prides itself on offering various recruitment activities that provide important information about LTA, participation along with chapter members to promote community & educational engagement, and the ability to form bonds with our members and other interested members.

If you are interested in more information about LTA or upcoming events, please reach out to: [rrrs\\_southcentral@lambdalady.org](mailto:rrrs_southcentral@lambdalady.org)

**SOCIALS:** Instagram [@ta1975](https://www.instagram.com/ta1975) | Website [lambdalady.org](http://lambdalady.org)



# NATIONAL PAN-HELLENIC COUNCIL



## WHO WE ARE

The National Pan-Hellenic Council (NPHC) was founded May 10, 1930, on the campus of Howard University in Washington DC. It serves as the umbrella council for the historically, but not exclusively, Black Greek-lettered organizations, commonly referred to as the Divine Nine. The NPHC was chartered at LSU on February 28, 1992. NPHC promotes interaction through forums, meetings, and other mediums for the exchange of information, and engages in cooperative programming and initiatives through various activities and functions.

[JUMP TO NPHC INTAKE PROCESS](#)

[LEARN ABOUT EACH NPHC CHAPTER](#)

### NPHC HIGHLIGHTS

The NPHC hosts events such as the Homecoming Step Show, New Member Orientation, Wild Out Wednesday (WOW), and NPHC Week for the community.



## Kenneth Taylor Jr. NPHC President

“Becoming a member of the National Pan-Hellenic Council has been very transformative for me, particularly in refining my leadership capabilities. Through active participation in this esteemed council, I’ve been privileged to countless opportunities for personal and professional development, each contributing to my growth. Moreover, creating lifelong friendships throughout my collegiate experience. Additionally, the opportunities for academic excellence through scholarships have been invaluable. Reflecting on my journey within Greek Life at LSU, I can wholeheartedly affirm that it stands as one of the most profound decisions I’ve made, shaping my college experience for the better”. -Kenneth

NPHC organizations participate in Greek Week, Empower, and a number of other campus and Greek Life sponsored events.

Their members are part of Student Government, The Honors College, and several academic-based organizations and leaders in various other student organizations. Each organization provides a unique experience for students and contributes to the LSU community.

## NPHC EXECUTIVE BOARD



**Peyton Harding**  
VP Operations



**Kaitlin Phenix**  
VP Programming and Compliance



**Kynnedi Hines**  
VP Academics and Outreach



**Jordan Mighty**  
VP Public Relations



**Trey White**  
VP Finance





# NPHC INTAKE

## GREEK CODE

NPHC Greek Code is mandatory for any student planning on participating in the intake process that semester. It educates students on the individual organizations that are a part of NPHC here at LSU and the expectations of community members. To stay up to date on Greek Code dates, follow NPHC on Instagram @LSU\_NPHC.

## NEW MEMBER PROCESS

NPHC organizations at LSU gain new members through a process called Membership Intake. NPHC fraternities and sororities will individually announce their membership selection/intake process during the semester and will explain their membership process at a meeting referred to as a rush or informational. NPHC organizations decide on having intake each semester, and there is no guarantee that it will take place regularly. It is highly recommended that interested students research each fraternity or sorority carefully and attend events sponsored by the respective chapters and NPHC.

## MEMBERSHIP INTAKE

The membership intake process begins with an informational or rush meeting. At the informational or rush meeting, interested students can learn more about that specific organization and details of its application process. After the informational meetings, potential members or aspirants are asked to complete a membership application and show proof that they have achieved the organization's minimum standards for academics, community service, and leadership. Following the submission of an application, interviews and selections will take place.

## REQUIREMENTS & COST

### Basic requirements for joining any NPHC organization:

- Must be a full-time student (enrolled in at least 12 hours in fall/spring semester)
- Most organizations require at least a 2.5-2.75 minimum cumulative GPA for intake/initiation, so strive for higher when coming to LSU
- Have a minimum of 12-36 cumulative LSU credit hours

### Cost

In addition to fraternity/sorority dues and fees, a \$67 assessment for Greek Membership per semester will appear on each Greek students' LSU fee bill.

One-time expenses include new member fees, chapter dues, national dues and initiation costs. This could range from \$800-\$3000. Average semester costs range from \$100-\$300. The cost varies between chapters. [Learn more on the Greek Life website.](#)



## DIVINE NINE CHAPTER LISTING

### Sororities:

[Alpha Kappa Alpha Sorority, Inc. \(AKA\)](#)

[Delta Sigma Theta Sorority, Inc. \(ΔΣΘ\)](#)

[Sigma Gamma Rho Sorority, Inc. \(ΣΓΡ\)](#)

[Zeta Phi Beta Sorority, Inc. \(ZΦΒ\)](#)

### Fraternities:

[Alpha Phi Alpha Fraternity, Inc. \(ΑΦΑ\)](#)

[Iota Phi Theta Fraternity, Inc. \(ΙΦΘ\)](#)

[Kappa Alpha Psi Fraternity, Inc. \(ΚΑΨ\)](#)

[Omega Psi Phi Fraternity, Inc. \(ΩΨΦ\)](#)

[Phi Beta Sigma Fraternity, Inc. \(ΦΒΣ\)](#)

# NPHC CHAPTER OF THE YEAR

## Alpha Kappa Alpha Sorority, Inc. Eta Kappa Chapter

**AKA, ORIGINALLY FOUNDED AT HOWARD UNIVERSITY IN 1908, WAS CHARTERED AT LSU IN 1972.**

Alpha Kappa Alpha Sorority, Inc.'s purpose is to cultivate and encourage high scholastic and ethical standards, promote unity and friendship among college women, study and help alleviate problems concerning girls and women in order to improve their social stature, maintain a progressive interest in college life, and be of "Service to All Mankind."

Under the current leadership of Danette Anthony Reed, Alpha Kappa Alpha's current International Program is Soaring to Greater Heights of Sisterhood and Service Chapters focus on serving their surrounding communities through programming and service opportunities.

The Eta Kappa chapter was chartered on the campus of Louisiana State University on December 2, 1972. Eta Kappa has maintained a strong presence on LSU's campus for 50 years. The chapter contributes to the sorority's international goals by completing community service hours, spearheading service projects, striving for academic excellence, serving on local and regional sorority committees, and modeling exemplary achievement on and off campus.

### **SOCIALS**

Instagram [@lsuakas](#) | Facebook [Akaetakappa](#) | X [lsuakas](#)



“

"Greek Life at LSU holds a great deal of significance to me, particularly as a member of Alpha Kappa Alpha Sorority, Incorporated. It embodies the true definition of helping a person become a leader and a person of service. I have the opportunity to be a part of a community that transcends scholarship and service to all mankind. Within the Greek Life community at LSU, bonds are created through shared experiences and common goals, not only to celebrate our individuality but also unite in our commitment to academic excellence and community engagement. Greek Life is not just about social events, but making a meaningful impact on campus which I am very fortunate to be a part of." - Tyler Scott, AKA President

”

## Alpha Phi Alpha Fraternity, Inc. (ΑΦΑ)

**ALPHAS ORIGINALLY FOUNDED AT CORNELL UNIVERSITY IN 1906, WAS CHARTERED AT LSU IN 1978.**

Alpha Phi Alpha Fraternity, Inc., the first intercollegiate Greek-letter fraternity established for African American Men, was founded on December 4, 1906 at Cornell University in Ithaca, New York by seven college men who recognized the need for a strong bond of brotherhood among African descendants in this country.

The Nu Psi Chapter of Alpha Phi Alpha Fraternity, Inc. was chartered on May 22, 1978 on the campus of Louisiana State University in Baton Rouge, Louisiana. For over 45 years, the Nu Psi Chapter has positively impacted the Greater Baton Rouge area by hosting numerous community service projects and conducting various educational programs on and off campus. The chapter prides themselves in possessing a spirit of excellence by maintaining high grade point averages while being well-known campus leaders.



**SOCIALS:** Instagram [@NuPsiAlphas](#) | X [NuPsiAlphas](#) | TikTok [thenupsialphas](#) | Website [apa1906.net/](#)

## Delta Sigma Theta Sorority, Inc. (ΔΣΘ)

**DELTA, ORIGINALLY FOUNDED IN 1913, AT HOWARD UNIVERSITY, WAS CHARTERED AT LSU IN 1972.**



Delta Sigma Theta Sorority, Incorporated is an organization of college-educated women committed to the constructive development of its members and to public service with a primary focus on the Black community. Delta Sigma Theta Sorority, Incorporated is a private, not-for-profit organization whose purpose is to provide assistance and support through established programs in local communities throughout the world. Since its founding, more than 300,000 women have joined the organization. The organization is a sisterhood of predominantly Black, college-educated women.

The Illustrious Iota Theta Chapter of Delta Sigma Theta Sorority, Inc. was chartered as the first Black Greek letter organization on the campus of Louisiana State University. Ten BOLD, BRAVE and DYNAMIC women chartered the Iota Theta Chapter of Delta Sigma Theta Sorority, Inc. on

May 7, 1972. Since the Iota Theta Chapter has been on LSU's campus it has been dedicated to educating and advocating for students and the surrounding communities here in Baton Rouge.

**SOCIALS:** Instagram [@lsu\\_deltas](#) | Facebook [@IotaThetaDivas](#) | Website [deltasigmatheta.org](#)

## Iota Phi Theta Fraternity, Inc. (IΦΘ)

**IOTA, ORIGINALLY FOUNDED AT MORGAN STATE UNIVERSITY IN 1963, WAS CHARTERED AT LSU IN 2005.**

Founded on the pillars of Scholarship, Leadership, Citizenship, Fidelity, and Brotherhood, Iota Phi Theta Fraternity, Incorporated has a rich legacy of excellence since its inception on September 19, 1963, at Morgan State College (Now known as Morgan State University).

The reactivation of the Zeta Beta Chapter at Louisiana State University, originally chartered on January 19 2004, marks a new chapter in our storied history. Reactivated in the Spring of 2024 on April 6th by three dedicated members, the chapter stands poised to continue its tradition of academic excellence, community service, and engaging programming. As leadership opportunities abound, they embark on a journey of grand endeavors, promising a legacy of distinction and impact. Join them as they write the next chapter of excellence at LSU.

“Building a tradition, not resting upon one.”

**SOCIALS:** Instagram [@lsu.iotas](https://www.instagram.com/lsu.iotas) | Website [iotaphitheta.org](http://iotaphitheta.org)



## Kappa Alpha Psi Fraternity, Inc. (KAΨ)

**NUPES, ORIGINALLY FOUNDED AT INDIANA UNIVERSITY IN 1911, WAS CHARTERED AT LSU IN 1988.**



Kappa Alpha Psi is the second oldest incorporated national collegiate Greek-letter fraternity in the National Pan-Hellenic Council. The fundamental purpose of Kappa Alpha Psi is ACHIEVEMENT in every field of human endeavor.

Since its founding by ten young men, the fraternity has never limited membership based on color, creed, or national origin. Kappa Alpha Psi is a major contributor in the fields of political, social, cultural, and scholastic achievement. The fraternity sponsors programs providing and promoting community service, social welfare, and academic scholarship.

The Nu Iota chapter of Kappa Alpha Psi was established at Louisiana State University on February 12, 1988. Following over twenty years of success, Nu Iota has produced over 90 members contributing to the LSU and Baton Rouge communities.



## Omega Psi Phi Fraternity, Inc. (ΩΨΦ)

**QUES, ORIGINALLY FOUNDED AT HOWARD UNIVERSITY IN 1911, WAS CHARTERED AT LSU IN 1977.**

Omega Psi Phi Fraternity, Inc. was founded November 17, 1911, at Howard University by Edgar A. Love, Oscar J. Cooper, and Frank Coleman— three liberal arts undergraduate students—with help from their faculty advisor, Ernest E. Just. From the initials of the Greek phrase meaning “friendship is essential to the soul,” the name Omega Psi Phi was derived. The phrase was selected as the motto. Manhood, Scholarship, Perseverance, and Uplift were adopted as cardinal principles.


The Theta Kappa chapter of Omega Psi Phi Fraternity was chartered at LSU on March 12, 1977, by 13 distinguished men and the chapter has grown to over 150 sons of Theta Kappa. Their chapter has a proud and rich history at LSU, as some of Theta Kappa’s members have been trailblazers, not only for the LSU campus, but also for the greater community. They are the first Black Greek lettered fraternity to be founded on LSU’s campus and are the founders of LSU’s National Pan-Hellenic Council. Observing over 45 years of Theta Kappa’s existence, the chapter celebrates Manhood, Scholarship, Perseverance, and Uplift on the campus of LSU and will continue to celebrate these Cardinal Principles into eternity.



**SOCIALS:** Instagram [@lsu\\_ques](#) | YouTube [ThetaKappa1911](#) | TikTok [@thetakappa\\_](#) | Website [oppf.org](#)

## Phi Beta Sigma Fraternity, Inc. (ΦΒΣ)

**THE SIGMAS, ORIGINALLY FOUNDED IN 1914, AT HOWARD UNIVERSITY, WAS CHARTERED AT LSU IN 1978.**



Phi Beta Sigma Fraternity, Inc. was founded on January 9th, 1914, by three Howard University students. The Founders, A. Langston Taylor, Leonard F. Morse, and Charles I. Brown, wanted to create a fraternity that would truly exemplify the high ideals of Brotherhood, Scholarship, and Service and viewed itself as the “inclusive we” rather than the “exclusive we. The Iota Tau Chapter was chartered at LSU in 1978 and, to this day, keeps the Founders’ vision alive through intentional programming, impactful community service, and genuine brotherhood. We consistently support schools and non-profits in the Greater Baton Rouge area and host social and educational campus events that further our national programs of Social Action, Education, Bigger & Better Business, and Sigma Beta Clubs.

**SOCIALS:** Instagram [@lsusigmas](#) | Website [phibetasigma1914.org](#)

## Sigma Gamma Rho Sorority, Inc. (ΣΓΡ)

**S-G-RHOS, ORIGINALLY FOUNDED AT BUTLER UNIVERSITY IN 1922, WAS CHARTERED AT LSU IN 2000.**

Sigma Gamma Rho Sorority, Inc. was founded November 12, 1922, at Butler University in Indianapolis, Indiana. The sorority was founded by 7 educators. Sigma Gamma Rho is the only sorority of the National Panhellenic Council that was founded at a predominantly white institution.

The sorority has a proud history of providing positive and proactive community outreach nationally and internationally. Sigma Gamma Rho's mission is to enhance the quality of life for women and their families in the U.S. and globally through community service, civil action, and social action. Their goal is to achieve greater progress in the areas of education, health, awareness, and leadership development.

The members, affiliates, staff, and community partners work to create and support initiatives that align with the sorority's vision— Greater Service, Greater Progress. The Gamma Pi chapter was chartered on LSU's campus on March 23, 2000, by four undergraduate students.

**SOCIALS:** Instagram [@lsu\\_sgrhos](https://www.instagram.com/lsu_sgrhos) | Website [sgrho1922.org](http://sgrho1922.org)



## Zeta Phi Beta Sorority, Inc. (ΖΦΒ)

**THE ZETAS, ORIGINALLY FOUNDED AT HOWARD UNIVERSITY IN 1920, WAS CHARTERED AT LSU IN 1975**



Founded by five extraordinary women who wanted to actively achieve sorority elitism through the chapter's principles. Zeta Phi Beta Sorority has found success, both nationally and internationally as: the first NPHC organization chartered in Africa; the first to form adult and youth auxiliary groups; the first to centralize operations in a national headquarters; and the first—and only—NPHC sorority to be constitutionally-bound to another Greek-letter organization, Phi Beta Sigma Fraternity, Inc. Some famous Zetas include Zora Neale Hurston, Gwendolyn Brooks, and Heather Van Norman (mother of Odell Beckham, Jr.).

The Rho Epsilon chapter at LSU is an active participant in the LSU and Baton Rouge communities. The chapter has hosted dynamic programs like Jiggaerobics, Glam Code, and Lip Sync Battle, to name a few. The Rho Epsilon chapter and its members have won awards from the regional board sorority and LSU. The chapter believes that nothing compares to the values that it instills in Sisterly Love and Finer Womanhood, and it strives to exemplify both of these principles daily.

**SOCIALS:** Instagram [@lsuzetas](https://www.instagram.com/lsuzetas) | Facebook [@LSUZetas](https://www.facebook.com/LSUZetas) | Website [zphib1920.org](http://zphib1920.org)

# PANHELLENIC COUNCIL



# WHO WE ARE

The Panhellenic Council (PHC) is the governing body of 13 sororities and facilitates the formal recruitment process. 12 of the 13 sororities participate in fall formal recruitment.

The PHC is comprised of leaders from all affiliated PHC chapters that provide guidance, support, and foster the development of the sorority community.

[JUMP TO PHC RECRUITMENT PROCESS](#)

[LEARN ABOUT EACH PHC CHAPTER](#)

## PHC PHILANTHROPY

Circle of Sisterhood is a non-profit organization founded by sorority women. It is our Panhellenic community's philanthropy. The foundation raises money to break the barrier between education and poverty. It is a mechanism for sorority

women to stand together as one to help women across the world become more educated. Collectively, we are one of the largest communities of college-educated women in the world.

For too many girls and women around the world, access to quality education is often limited. Two-thirds of all illiterate adults in the world are women, and not even 7% of the world's population is college educated. Ultimately, more and more educated girls will mean stronger and healthier villages, communities, and entire countries.

It is our job not only as women but members of the Panhellenic community to fight for this injustice and help support and provide for the education of women across the globe.

Sincerely,  
Taylor Davlin  
LSU PHC Director of Philanthropy



## Hannah Godchaux

PHC President

“When coming to college, I immediately knew in my heart that I wanted to be a part of something bigger than myself and join a sorority. My experiences as a Panhellenic woman have shaped me into the woman I am today. The

forever friendships, endless opportunities, and constant support system make me fall more and more in love with our Panhellenic community each day. I absolutely cannot wait to see the impact each of you will make in our Panhellenic community.” - Hannah

## PHC EXECUTIVE BOARD



**Anna Kate Jackson**  
VP of Administration



**Gabbie Mikhail**  
VP Recruitment



**Sara Friedlander**  
VP Public Relations



**Maddie Punch**  
VP Programming



**Lilee Engen**  
VP Finance



# PHC RECRUITMENT

## RECRUITMENT PROCESS

---

The Panhellenic Executive Council and Recruitment Counselors (called Gamma Chis) compose the recruitment team which ensure that potential members are informed and supported through the process. From the start of formal recruitment, potential new members (PNM's) are placed in a small group of fellow PNM's and are assigned a Gamma Chi. Gamma Chi's are active members of sororities that serve as recruitment counselors. They support and guide PNMs throughout the formal recruitment process. Gamma Chi's are disaffiliated from their chapters during the formal recruitment process to provide unbiased support to their PNM's.

Gamma Chis will explain the recruitment process, answer questions, and help with problems that may arise to be able to support their PNM's. Potential New Members will have daily contact with their Gamma Chi to review the day's activities and receive additional information they may need.

Outside of the formal recruitment process, Panhellenic's Associate Chapter, Sigma Alpha, conducts their own recruitment process. In fall of 2024, Sigma Alpha's recruitment will take place August 26th-29th. Their recruitment features an Ice Cream Social, Information Night, Philanthropy Night, and Preference Interviews! Women interested in joining Sigma Alpha must attend a minimum of two nights of recruitment including Preference Interviews and pay a \$20 recruitment fee. To learn more, check out Sigma Alpha's chapter page on how to connect with them!

## IMPORTANT REGISTRATION DETAILS

---

Formal Recruitment dates are set for August 19th- August 25th starting with an Ice Water/Convocation round on August 19th. For the most accurate, up-to-date information regarding all sorority recruitment related matters, please visit our website at [lsu.edu/greeks/community/phc.php](https://lsu.edu/greeks/community/phc.php)

Recruitment registration opens May 1st and closes on August 5th at midnight. The cost will be \$150. Registration is required to participate. Following registration, each potential new member will receive a confirmation email with a copy of the 2024 Girl Talk magazine, which provides additional recruitment details and information.

# LETTERS OF RECOMMENDATION

---

Letters of Recommendation are not required for women interested in joining a Panhellenic sorority. However, if you have a close family member or friend who would like to submit a letter, they can find information for each organization on the Panhellenic website. Many chapters no longer accept letters of recommendation, so please check the websites prior to submitting any letters. Letters of recommendation will not impact your potential invitation for membership.

## COST

---

The average expenses for all chapters are around \$2,000 per semester. The first semester of membership is typically the most expensive as there are often one-time expenses that average out to around \$600. Detailed financial information is provided to all potential new members in their Girl Talk magazine. Additionally, you can find individual chapter costs on the [Greek Life office website](#) and linked in the [@LSUPANHELLENIC](#) Instagram LinkTree.

### Meal Plans

Some chapters offer meals for a fee in their on-campus house. Many of these chapters require new members pay this fee regardless of an existing LSU Dining meal plan or plans to dine off campus.

[Learn more about meal plans and reducing existing meal plan costs.](#)





## LEGACIES

A legacy is typically defined as a granddaughter, daughter, or sister of an initiated sorority member unless a national organization recognizes additional relatives. Each chapter has its own policies regarding legacies. Being a legacy of a chapter does not ensure an invitation to join that sorority.

## WHAT TO WEAR

### Day 1 – Ice Water/Convocation

Potential New Members will gather with their Gamma Chi groups and make first round of selections based off of chapter videos. Dress comfortably as you will not be meeting any chapter members.

### Day 2 & 3 - Philanthropy

Potential New Members visit up to 9 sororities with 40-minute events.

Wear a PHC recruitment shirt that will be provided and your choice of bottoms. Shorts, skirts, and jeans are appropriate, as well as sneakers and sandals.

### Day 4 – Sisterhood

Potential New Members visit up to 6 sororities with 45-minute events.

This is a dressy casual round of recruitment; sundresses, or skirts and blouses are appropriate, as well as sandals or wedges.

### Day 5 – Preference

Potential New Members visit up to 2 sororities with 45-minute events.

This is the most formal round of recruitment; jumpsuit or dresses; semi-formal attire should be worn.

### Day 6 – Bid Day

Potential New Members should dress casually and wear athletic attire during Bid Day, as they will receive a shirt from their chapter later during the day.

## PANHELLENIC CHAPTER LISTING

[Alpha Delta Pi](#) (ΑΔΠ)  
[Alpha Phi](#) (ΑΦ)  
[Chi Omega](#) (ΧΩ)  
[Delta Delta Delta](#) (ΔΔΔ)  
[Delta Gamma](#) (ΔΓ)  
[Delta Zeta](#) (ΔΖ)  
[Kappa Alpha Theta](#) (ΚΑΘ)

[Kappa Delta](#) (ΚΔ)  
[Kappa Kappa Gamma](#) (ΚΚΓ)  
[Phi Mu](#) (ΦΜ)  
[Pi Beta Phi](#) (ΠΒΦ)  
[Sigma Alpha](#) (ΣΑ)  
[Zeta Tau Alpha](#) (ΖΤΑ)



# PHC CHAPTER OF THE YEAR

## Phi Mu (ΦΜ)

**PHI MU, ORIGINALLY FOUNDED AT WESLEYAN COLLEGE IN 1852, WAS CHARTERED AT LSU IN 1934.**

Phi Mu serves to provide personal and academic development, service to others, commitment to excellence, and lifelong friendship through a shared tradition.

Since 1852, the nation's second-oldest sorority has promoted vibrant living by encouraging members to achieve their personal best. LSU's chapter is comprised of strong, unique young women participating in a variety of on-campus organizations such as Student Government,

Miss LSU, Tiger Girls, Cheerleading, Golden Girls, Bat Girls, and Dance Marathon. Alpha Eta is also proud to have over 35 members in leadership roles in other on-campus organizations.

Phi Mu's national philanthropy is Children's Miracle Network Hospitals. The Alpha Eta Chapter raised over \$200,000 in 2023 for CMN Hospitals and has raised over one million dollars in total. All funding raised by Phi Mu at LSU goes directly to their local CMN Hospital, Our Lady of the Lake Children's Hospital located only 15 minutes away from LSU's campus.

Alpha Eta hosts an array of events each semester including Pink Dress Run, Red White, and Mu, BonnaMu, and a variety of sisterhood events while also maintaining one of the highest GPA's down the row.

The Alpha Eta chapter is proud to be LSU Greek Life's 2023 Panhellenic Chapter of the Year and looks forward to another year of laughter, friendship, and growth as a sorority.

**SOCIALS:** Instagram [@phimu\\_lsu](https://www.instagram.com/phimu_lsu) | Website [lsuphimu.com](https://lsuphimu.com)

“Joining Greek Life at LSU is one of the best decisions I have ever made. The Greek community provides a supportive network where members can find their sense of belonging and create the best college memories. Since joining Phi Mu, I have found a group of women that lift each other up, love each other well, and encourage each other to be their best. Phi Mu has given me lifelong friendships and developed me into the confident leader I am today. I am forever grateful to the Greek community for giving me my home at LSU.” - Megan, Chapter President





## Alpha Delta Pi (ΑΔΠ)

**ADPI, ORIGINALLY FOUNDED AT WESLEYAN COLLEGE IN 1851, WAS CHARTERED AT LSU IN 1914.**

ADPi is the oldest secret society for women in the world. Its founding took place on May 15th, 1851 at Wesleyan Female College in Macon, Georgia- the first college in the world chartered to grant degrees to women. Alpha Delta Pi's open motto is, "We Live For Each Other," leading us to support each other in every aspect of our lives. Alpha Delta Pi is committed to sisterhood, values and ethics, high academic standards, and social responsibility. The Omega chapter continues that commitment at LSU.

Alpha Delta Pi members can take advantage of the vast opportunities within the chapter, such as leadership positions and philanthropic events and partnerships both with Ronald McDonald House Charities and the Max Gruver Foundation. Members are also involved in countless campus activities and organizations, including LSU Ambassadors, Dance Marathon, STRIPES, the Honors College, Student Athletics, various honor and professional societies, and many more.



**SOCIALS:** Instagram [@lsuadpi](#) | Facebook [LSUADPi](#) | Website [lsuadpi.com](#)

## Alpha Phi (ΑΦ)

**A-PHI, ORIGINALLY FOUNDED AT SYRACUSE UNIVERSITY IN 1872, WAS CHARTERED AT LSU IN 1965.**



Alpha Phi International Fraternity is a membership organization dedicated to promoting sisterhood, cultivating leadership, fostering innovation, encouraging intellectual curiosity, and advocating service. They help advance women's lives through the power of philanthropy. Alpha Phi is a home filled with supportive and empowering sisters who will always want the best for one another and expect the best of each other.

Alpha Phi is a sisterhood of women supporting one another in lifelong achievement. They encourage working together to create a positive impact on campus and in our community. Their members are involved in many on-campus activities from the LSU Golden Girls to Student Government. Alpha Phi develops character for a lifetime. They are a chapter full of energetic, involved, and dedicated women who are leaders, scholars, and contributors to the community.

**SOCIALS:** Instagram [@lsualphaphi](#) | Facebook [@lsualphaphi](#) | Website [lsualphaphi.com](#)

## Chi Omega (XΩ)

**CHIO, ORIGINALLY FOUNDED AT THE UNIVERSITY OF ARKANSAS IN 1895, WAS CHARTERED AT LSU IN 1924.**

Chi Omega is the largest women's fraternity nationwide with 181 chapters and more than 375,000 initiates. The Phi Gamma chapter at LSU has prided itself on upholding Chi Omega's six purposes which are: friendship, personal integrity, service to others, academic excellence and intellectual pursuits, community and campus involvement, and career and personal development.

Chi Omega women are actively involved in the community, volunteering at Friends of the Animals and several other local organizations. Every year, Chi Omega hosts its philanthropy event, Swishes for Wishes, to support its national philanthropy, the Make-A-Wish Foundation.

As a diverse group of women, Chi Omegas are involved in many campus activities such as athletics, dance teams, Greek Leadership organizations, spiritual organizations, and more! Additionally, Chi Omega hosts many fun events such as White Carnation Formal, Semi-Formal, King Cakes with Chi O, and other social/sisterhood events!

**SOCIALS:** Instagram [@lsuchiomega](#) | Facebook [@lsuchiomega](#) | Website [chiomega.com](#)



## Delta Delta Delta (ΔΔΔ)

**TRI DELTA, ORIGINALLY FOUNDED AT BOSTON UNIVERSITY IN 1888, WAS CHARTERED AT LSU IN 1934.**



Tri Delta was founded in 1888 with the purpose of establishing a perpetual bond of friendship among its members, developing a stronger and more womanly character, broadening moral and intellectual life, and assisting its members in every possible way. Tri Delta is filled with over 300 brave, bold, and kind women from all over the United States, and their members are encouraged to showcase their talents and build leadership skills to become the very best version of themselves.

Tri Delta's philanthropy is St. Jude Children's Research Hospital, and last year Delta Omega was the top fundraising chapter in the nation for the fourth year in a row! They raised \$270,000 in 2023 and were awarded for reaching their 1-million-dollar mark in the summer of 2023. Tri Delta members live out their core values of truth, self-sacrifice, and friendship through their philanthropic efforts.

Tri Delta members are involved in many diverse student organizations at LSU, such as Student Government, Greek Leadership Team, LSU cheerleading, and Golden Girls. Additionally, Tri Delta enjoys planning fun events, such as date events, Semi-Formal, Chapter Night Out, sisterhood events, and much more. Tri Delta's bonds of sisterhood last a lifetime, and they look forward to welcoming their new members during recruitment this fall.

## Delta Gamma (ΔΓ)

**DG, ORIGINALLY FOUNDED AT LEWIS SCHOOL IN 1873, CHARTERED AT LSU IN 1948.**

DG's fundamental purpose is to foster high ideals of friendship among women, promote educational and cultural interests, create a true sense of social responsibility, and develop the finest qualities of character. Delta Gamma's national philanthropy, Service for Sight, is an organization dedicated to helping those with visual impairments. Delta Gammas at LSU support their philanthropy by hosting biannual fundraising events such as "Slushies for Sight" and "Eye Scream for Ice Cream." The sisters of Delta Gamma have adopted a hands-on approach to service, volunteering weekly through partnerships with the Louisiana School for the Visually Impaired, LSU's Food Pantry, Miracle League, and the Lions Club amongst many others.



Committed to maintaining high standards of sisterhood and philanthropic involvement, Delta Gammas at LSU strive to "do good" in all that they do. Our members hold officer positions in campus and community-wide organizations such as Student Government, LSU Golden Girls, Panhellenic Council, Greek Leadership Team, and honor societies—to name a few. The women of Delta Gamma won the Outstanding Sisterhood Award in 2014, 2015, 2017, 2020, and 2021, and were honored to be named Greek Life's Outstanding Panhellenic Chapter for 2022.

**SOCIALS:** Instagram [@deltagammalsu](https://www.instagram.com/deltagammalsu) | Facebook [DeltaGammaLSU](https://www.facebook.com/DeltaGammaLSU) | Website [deltagammalsu.com](https://deltagammalsu.com)

## Delta Zeta (ΔΖ)

**DZ, ORIGINALLY FOUNDED IN MIAMI UNIVERSITY IN 1902, CHARTERED AT LSU IN 1917.**

DZ was created to unite its members in the bonds of sincere and lasting friendship to stimulate one another in the pursuit of knowledge, to promote the moral and social culture of its members, and to develop plans for guidance and unity in action. Delta Zeta was founded on the ideals of everlasting friendship and superiority in scholarship and service. Delta Zeta's purpose is to instill in its members' the true meaning of sisterhood.

The Sigma chapter of Delta Zeta is most proud of its philanthropic endeavors. Delta Zeta's philanthropy is speech and hearing. In addition to hands-on service opportunities, the Sigma chapter also hosts many events throughout the year. The Miss LSU Pageant has been hosted by Delta Zeta for the last 20 years and raises over \$50,000 each year for their local and national philanthropy partners.



**SOCIALS:** Instagram [@deltazetalsu](https://www.instagram.com/deltazetalsu) | Facebook [@deltazetasigma](https://www.facebook.com/deltazetasigma) | Website [deltazetalsu.com](https://deltazetalsu.com)

## Kappa Alpha Theta (KAΘ)

**THETA, ORIGINALLY FOUNDED AT DEPAUW UNIVERSITY IN 1870, CHARTERED AT LSU IN 1963.**

Theta was established as the first Greek-letter fraternity known among women in 1870 at DePauw University. Theta was founded upon the values of intellectual curiosity, leadership potential, commitment to service and personal excellence. The Delta Kappa chapter was founded at LSU in 1963 and since then, has strived to provide its members with friendships, memories, and experiences that follow these core values.

Kappa Alpha Theta's philanthropy is Court Appointed Special Advocates, a national non-profit that supports and gives a voice to abused and neglected children in the foster care system. In 2022, the Delta Kappa chapter raised over \$50,000 for Baton Rouge CASA and is proud to be one of its main fundraising entities.

The sisters of Kappa Alpha Theta pursue our motto of "Leading Women" on campus through involvement in student organizations such as Student Government, LSU Ambassadors, Dance Marathon, Club Sports, Student Media, and more. Encouraging each other to be ambitious and bold leaders allow members to become successful students that are prepared for life outside of college.

**SOCIALS:** Instagram [@thetalsu](#) | Facebook [ThetaLSU](#) | Website [kappaalphatheta.org](#)



## Kappa Delta (KΔ)

**KD, ORIGINALLY FOUNDED AT STATE FEMALE NORMAL SCHOOL IN 1897, WAS CHARTERED AT LSU IN 1909.**

Kappa Delta was founded in 1897 by four women in Farmville, VA. It was founded on the values of a lifetime of learning, personal integrity, altruistic service, truth, and loyalty. Kappa Delta women strive to live out their open motto of "let us strive for that which is honorable, beautiful, and highest."

Kappa Delta provides experiences that build confidence in women and inspire them to action through the power of lifelong friendship.

In 1909, the Epsilon Chapter of Kappa Delta was chartered, making it the first sorority on LSU's campus. Since then, the chapter has flourished in service, sisterhood, and social involvement. Locally, they support the Baton Rouge Children's Advocacy center through our Shamrock event which raises funds in an effort toward preventing child abuse.

Additionally, they serve as mentors for local Girl Scout troops through holding numerous events at the house throughout the year that promote confidence.



## Kappa Kappa Gamma (ΚΚΓ)

**KAPPA, ORIGINALLY FOUNDED AT MONMOUTH COLLEGE IN 1870, WAS CHARTERED AT LSU IN 1935.**

Kappa is an organization of women which seeks for every member- throughout her life- bonds of friendship, mutual support, opportunities for self-growth, respect for intellectual development, and an understanding of as well as an allegiance to positive ethical principles.

The Delta Iota chapter strives to demonstrate the characteristics through sisterhood, scholarship, and service. LSU Kappa members stay involved on campus through LSU sports, clubs, Ambassadors Student Government, the PHC and larger Greek Community, in addition to many other organizations across campus.

Last year, the Delta Iota Chapter raised over \$45,000 to the St. Jude's Dream Day Foundation, Active Minds, and the Rose McGill Foundation through a variety of events throughout the school year.

St. Jude's Dream Day Foundation provides a day of activities and fun for patients and families of the Children's Hospital. Additionally, Active Minds provides mental health support and assistance to college students.

**SOCIALS:** Instagram [@lsukkg](#) | Facebook [KappaKappaGammaLSU](#) | Website [lsu.kappa.org](#)



## Pi Beta Phi (ΠΒΦ)

**PI PHI, ORIGINALLY FOUNDED AT MONMOUTH COLLEGE IN 1867, WAS CHARTERED AT LSU IN 1936.**

Pi Phi was the first women's fraternity inspired by Greek-letter men's organizations. The Louisiana Beta Chapter is proud of its unique character, strong sisterhood, and community involvement. Guided by six core values— Integrity, Lifelong Commitment, Honor and Respect, Personal and Intellectual Growth, Philanthropic Service to Others, and Sincere Friendship—Pi Phi aims to promote friendship, develop women of intellect and integrity, cultivate leadership potential, and enrich lives through community service.

Pi Phi celebrates the individuality of each sister, fostering meaningful connections rooted in empathy and inclusive sisterhood, offering a place where every member feels at home. The Read > Lead > Achieve® initiative, Pi Phi's philanthropic effort, inspires a lifelong love of reading, contributing to a more literate society. Recognized internationally as a Top 10 Giving Chapter, the LA Beta Chapter exemplifies Pi Phi's commitment to philanthropy and local community involvement, shaping lives for over a century, one book at a time.

**SOCIALS:** Instagram [@lsupibetaphi](#) | Facebook [LSU.PiBetaPhi](#) | Website [lsu.pibetaphi.org](#)

## Sigma Alpha (ΣΑ)

**SIGMA ALPHA, ORIGINALLY FOUNDED AT THE OHIO STATE UNIVERSITY IN 1978, WAS CHARTERED AT LSU IN 1989.**

Sigma Alpha is LSU's only professional and social sorority. Sigma Alpha was founded in 1978 at The Ohio State University to promote women in agriculture, but members of any major and background are welcome. Like all panhellenic sororities, Sigma Alpha embraces service in the community with two philanthropies.

Their national philanthropy is Ag in the Community, which aims to help students gain a greater awareness of the role of agriculture in the economy and society. The Zeta chapter's local philanthropy is supporting local animal shelters. They support the shelters by volunteering time with the animals and raising funds through multiple philanthropic events such as Pancakes for Pups in the fall semester and Smooch-a-Pooch in the spring.



Sigma Alpha strives for achievement in scholarship, leadership, and service and offers a wonderful opportunity to make lifelong friendships. Because of the uniqueness of the organization, they hold recruitment separately from PHC Formal Recruitment. Please visit their social media and website to learn more about their recruitment events.

**SOCIALS:** Instagram [@sigmaalpha\\_lsu](#) | Facebook [SigmaAlphaLSU](#) | Website [sigmaalphalsu.com](#)



## Zeta Tau Alpha (ZTA)

**ZTA, ORIGINALLY FOUNDED AT LONGWOOD COLLEGE IN 1898, WAS CHARTERED AT LSU IN 1959**

ZTA stands committed to fostering enduring bonds of friendship and cultivating a spirit of joy among its members. Our sisterhood is dedicated to the noble mission of shaping a community of women characterized by unity, compassion, and personal growth, championing values that inspire and uplift.

Since coming to LSU in 1959, the Delta Kappa chapter has been unwavering in its dedication to enriching the lives of its members.

Their approach emphasizes a holistic development model, blending innovative programming with a strong emphasis on leadership, service, academic excellence, and ongoing personal evolution. Rooted in the cherished traditions of sisterhood, their vision is to forge connections that transcend time, uniting women in a shared commitment to building a brighter future.

Central to its mission is Zeta Tau Alpha's steadfast dedication to their philanthropy, Breast Cancer Education and Awareness. Through a diverse array of events and initiatives, including the beloved 12-hour Pancake Breakfast, THINK PINK week, and Big Man on Campus. In 2023, through these events, they raised over \$53,000 for their philanthropy. Their commitment extends beyond fundraising, as members engage in hands-on activities such as assembling Care Packs for Mary Bird Perkins cancer patients and offering heartfelt support to individuals undergoing chemotherapy through letters of encouragement.



## EVERYTHING YOU NEED TO KNOW

As a parent, family member, or supporter, you play a vital role in your Tiger's experience, and this applies in Greek Life as well. We're here to make choosing a fraternity or sorority easy for your student, because once they join, the opportunities and benefits are endless for them and for you. Most fraternities and sororities have a parent's club, newsletters, or annual events for supporters like you. Learn how to help your Tiger make the most of Greek Life below.

### **IFC & PHC Parent and Potential New Member Convocations**

Is your Tiger considering joining Greek Life, specifically an Interfraternity Council (IFC) or Panhellenic Council (PHC) chapter? Attend the Parent Convocation to learn more about the benefits of Greek Life, navigating the recruitment processes for IFC and PHC, and membership expectations.

**Interfraternity Council (IFC):** August 20th, 2024 at 6:00 p.m.. Central Time

**Panhellenic Council (PHC):** August 7th, 2024, at 6:00 p.m. Central Time

Visit our [Family web page](#) in August for a Zoom link to attend.



## 1. Review the potential benefits of joining with your student.

Joining the LSU Greek Community can provide character enhancement, lifelong friendship, and social experiences through chapter events, on-campus involvement, leadership development education, training, and service opportunities.

## 2. Help your student understand how to join.

The process of joining a Greek organization differs by Council. Review the processes to learn about our three different Greek councils and 40 fraternities and sororities.

## 3. Talk to your student about balance.

The first few weeks may be overwhelming. Talk to your students about balancing their time and their schedule during the first week of classes. Your student will receive a schedule of new member activities before they begin the new member process. Encourage them to manage their time responsibly.

## 4. Review finances with your student.

Take time to talk with your student about financial obligations, Greek fee, meal plan changes, due dates, new member fees, and payment plan options. Visit financial information by chapter to see more information about finances.

## 5. Find ways to get involved.

Explore ways for each of you to get involved with your student's Greek organization. The organization may have events and volunteer opportunities for parents and families, such as parent weekends, parent clubs, newsletters, and parent volunteer roles. You can also sign up for our monthly Greek Life newsletter and follow the @LSUgreeklife Instagram.

## 6. Be aware of the importance of academic achievement.

LSU Greek organizations are committed to their organization's value of academic achievement. Talk to your student about their academic progress often. Encourage your student to visit the Center for Academic Success during the first week of classes to learn about the resources available.

## 7. Talk to them about their safety.

Through education, training, and guidance, we provide tools and resources to help students make informed choices, while also understanding the consequences some choices can have. Encourage your student to stay informed on policies and procedures to make informed decisions.





## 8. Expect a time commitment.

Your student will have mandatory obligations as well as other opportunities to stay involved in the LSU Greek community. Utilizing a planner or calendar may be beneficial for your student to manage your student's schedule.

## 9. Encourage your student to reach out to the network of support.

Multiple networks of support are available for your students from peers who serve as new member educators, chapter leaders, and council leaders, to volunteers who serve as advisors for all Greek organizations, to the LSU Greek Life staff, to Inter/National HQ staff members and volunteers. These areas provide support to ensure that your student has a positive experience.

## 10. Make the most of your role.

Encourage your student to make the most of their Greek experience. Discuss with your student your expectations and help hold your student accountable for their choices. Learn as much as you can by asking questions. Be supportive, but when in doubt, call or email the Inter/National Office or Greek Life office to ask questions.

